


SAMPLES OF PEEK-IN TUB CIRCLES FOR TWOS & THREES



The Peek-In Tub Game



Twos and threes love to take the lids off things. And if they find a surprise inside, all the better.

This Peek-In Tub game is sure to be lots of fun and you can use the opportunity to do some conversational teaching.

Laminate the circles or cover with clear self-adhesive plastic to make them waterproof and safe for the children to handle.

Cut out the circles and place them into small margarine tubs. Snap the lids on.

Play games as suggested in the Activity Cards. (For this lesson, see [Activity Card #7](#)).



The Peek-In Tub Circles packet includes 48 pictures in many different categories. It is sent free with your first order and used during all four quarters.